

HISTORIC **TOUR**

BRIEFING rolling start

Magny-Cours




FLAGS AND SIGNS

ACCORDING TO THE REGULATIONS, THE SIGNALLING PROVIDED AT THE COMMISSAIRES'
POSTS MAY BE COMPLETED BY LIGHTS
THE RACE DIRECTION MAY ALSO USE A LED PANEL IN ITS DISPLAY AREA TO PRESENT THE
PENALTIES



Presented by the DC in the Race Direction signalling area

HISTORIC
TOUR



TRICOLOUR

ONLY IN CASE OF MALFUNCTION OF
THE LIGHTS

Start signal of a race



**CHECKERED
FLAG**


END OF TESTS or RACE
Slowing down lap

You are under parc fermé



Presented agitated by the marshals at his post

HISTORIC
TOUR



WHITE

ATTENTION

You are going to catch
up with a SLOW
VEHICLE



GREEN

“End of neutralised zone”

Return of the track to its
original state

End of Safety Car operation



BLUE

ATTENTION

A faster car tries to
overtake you

GIVE WAY



Presented agitated by the marshals at his post

HISTORIC
TOUR

=  **DANGER**  = **SLOW DOWN !**

= Overtaking is strictly forbidden from the first yellow flag marshal's post to the green flag marshal's post or without flag




YELLOW

Be prepared to change direction

Danger on the edge or part of the track

Presented for 2 laps

May be presented to reinforce double yellow flag signalling



2 YELLOW

A **DANGER** totally or partially obstructs the track

Stewards are working on the trackside or ON the track



Presented agitated by the marshals at his post

HISTORIC
TOUR

Neutralisation of tests



Neutralisation of races



SLOW DOWN !


Do not zigzag or brake and
accelerate too quickly

Overtaking is not allowed



SC PROCEDURE

HISTORIC
TOUR



In the event of a major incident the Race Direction may decide to neutralise the race by means of a Safety Car operation

- A waving yellow flag + "SC" signs will be displayed at all commissaires' posts; double yellow flags will be waved at the location of the incident(s)
- From this moment on, all competitors must slow down, not overtake each other and stay in line behind the leader
- The leader will keep the peloton at a slow speed to assist the insertion of the safety car
- The SC will enter the track with its yellow lights on, ahead of the leader.
- If the SC is not in front of the leader, he can signal you to overtake him by turning on the green light of his light bar.
- When the track is back in race condition, the SC will turn off its lights at the recommended location (specified in the briefing) and the yellow flags will be removed, only the "SC" signs will be displayed
- The SC will retire to the pit lane, the cars will continue on track and will be presented with a green flag on the restart line indicating the restart of the race
- **ATTENTION:** when the SC has its lights on, you must follow it wherever it goes (escape routes, pit lanes etc...)



Change of grip flag presented **FIXED** by the marshal

HISTORIC
TOUR



YELLOW & RED

BE CAREFUL!

Track grip changes
There may be oil, water, gravel....



Penalty flags, displayed FIXED in the Race Direction zone

HISTORIC
TOUR



+ **123**

BLACK
Orange
+ N°

MANDATORY PIT STOP
Technical problem



+ **123**

BLACK &
WHITE
+ N°

WARNING
Unsportsmanlike drive
Failure to respect track
limits



+ **123**

BLACK
+ N°

MANDATORY PIT STOP



Penalty signs displayed in the Race Direction area

HISTORIC
TOUR

**Drive
Through**

123

Presented 3 laps maximum
Must go through the pit lane

**STOP &
GO**

123

Presented 3 laps maximum
Obligation to stop at the penalty area

Penalties must be carried out as soon as possible without stopping in the pit
These penalties cannot be carried out during a SC operation




Presented agitated at all marshals' posts and DC area

HISTORIC
TOUR

REDUCE SPEED IMMEDIATELY
NO OVERTAKING ALLOWED

GO INTO THE STANDS WAY (unless otherwise stated in the DC briefing)
YOU ARE UNDER PARC FERME



In Tests

You are under parc fermé
Do not stop at your stand
Qualifying: Time stopped

In Race

Staying in the traffic lane

Stop 10m before the pit exit lights without overtaking = keep your order on track

Stopping time

The S.C. takes position in front of the leading car

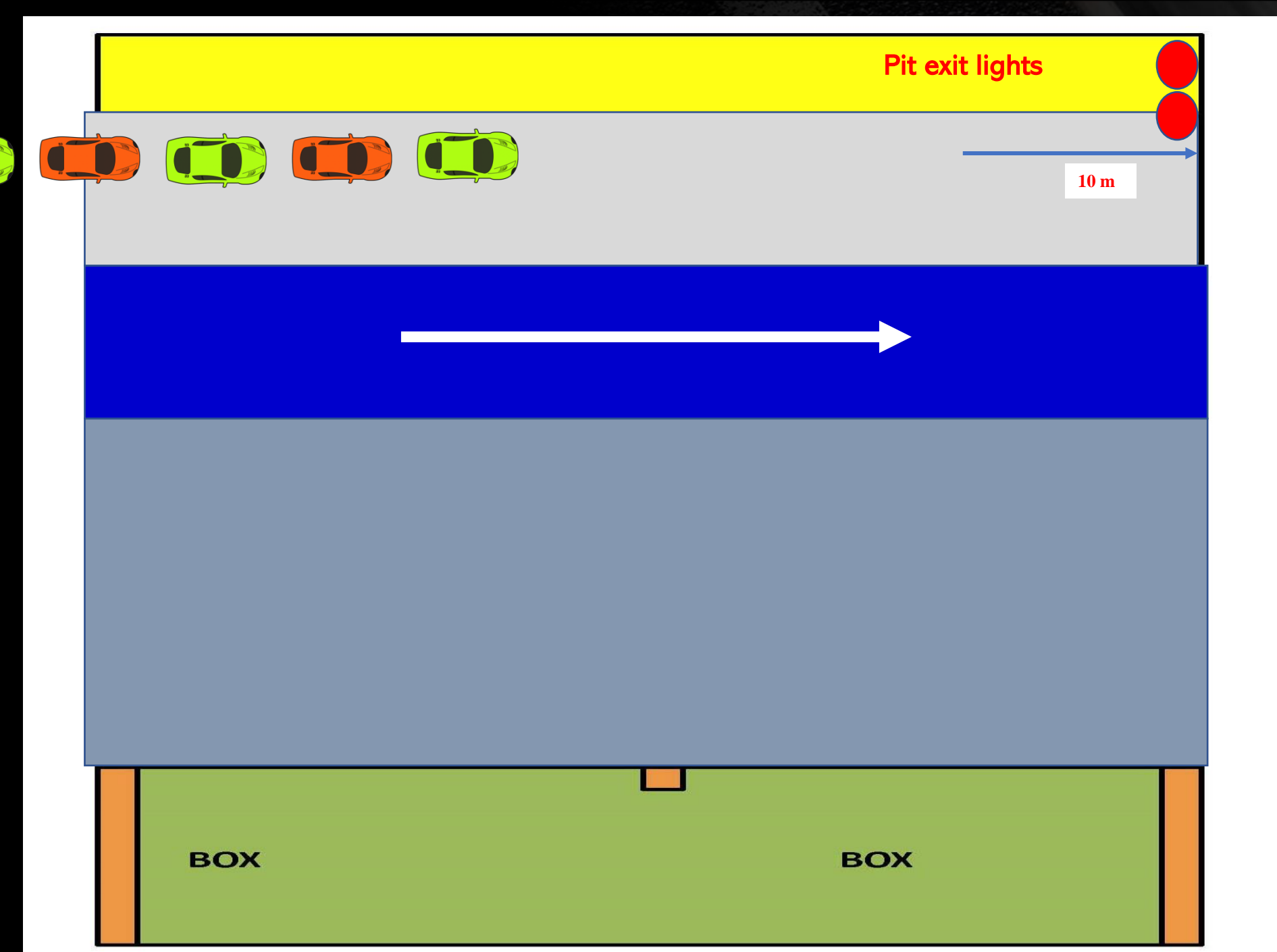
If the first cars are the last in the ranking, the D.C. makes these cars start for 1 lap and then come back to the end of the line in the pits.

Track ok = Green pit exit - restart of the race under SC procedure



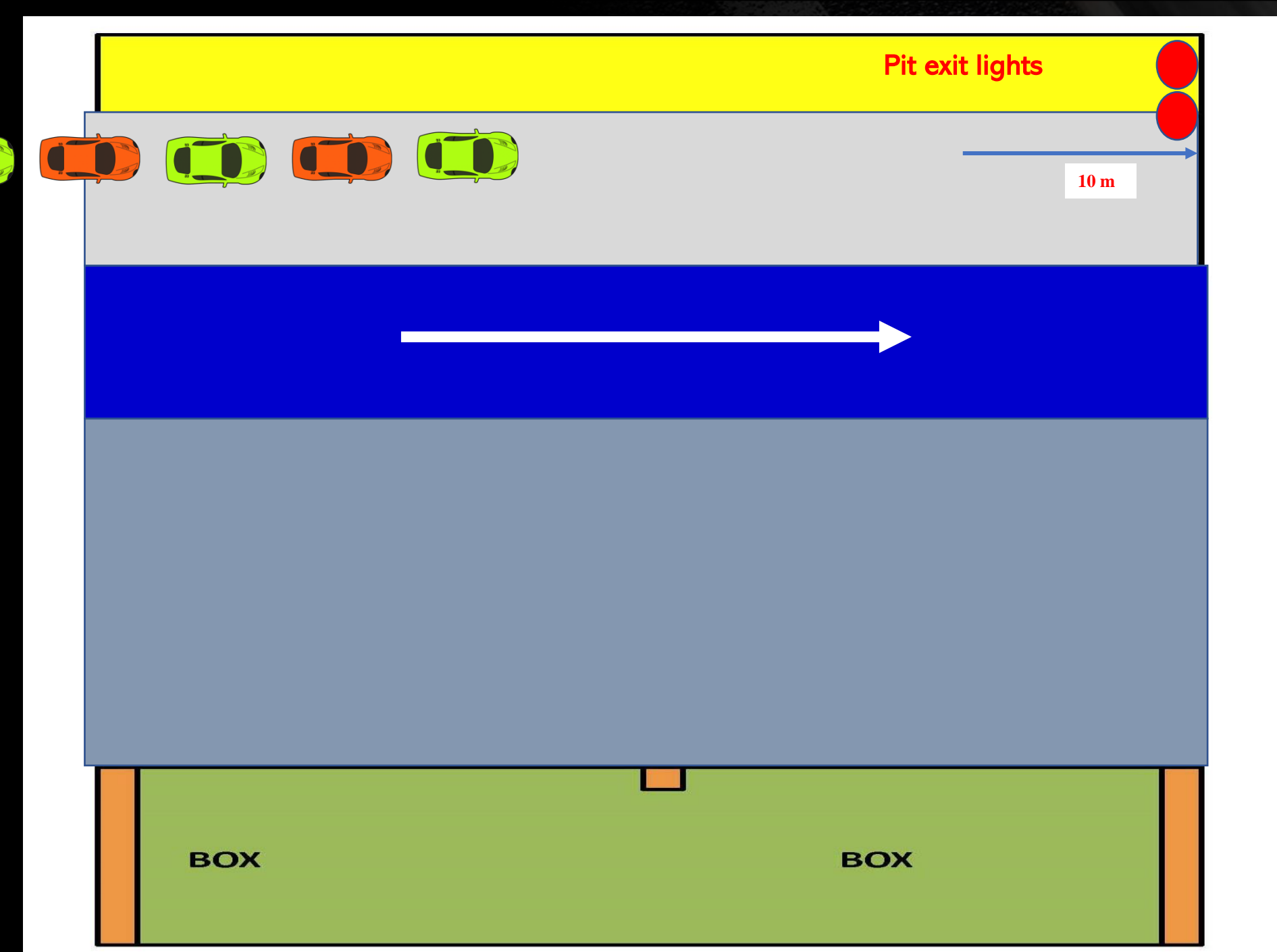


Neutralized track
The cars remain in
the traffic lane and
move towards the pit
exit line and stop 10
metres from it






Neutralized track
The cars remain in
the traffic lane and
move towards the pit
exit line and stop 10
metres from it



NON-COMPLIANCE WITH SIGNS



Ex: Overtaking under yellow flag, during FCY or SC

On the report of the marshal or found by the DC :

In the tests: Cancellation of best time

In the race: Drive Through

Drive Through

STOP & GO

After 3 Presentations:


Black Flag

Transmission Sporting steward

After 4 Presentations :

Transmission Sporting steward

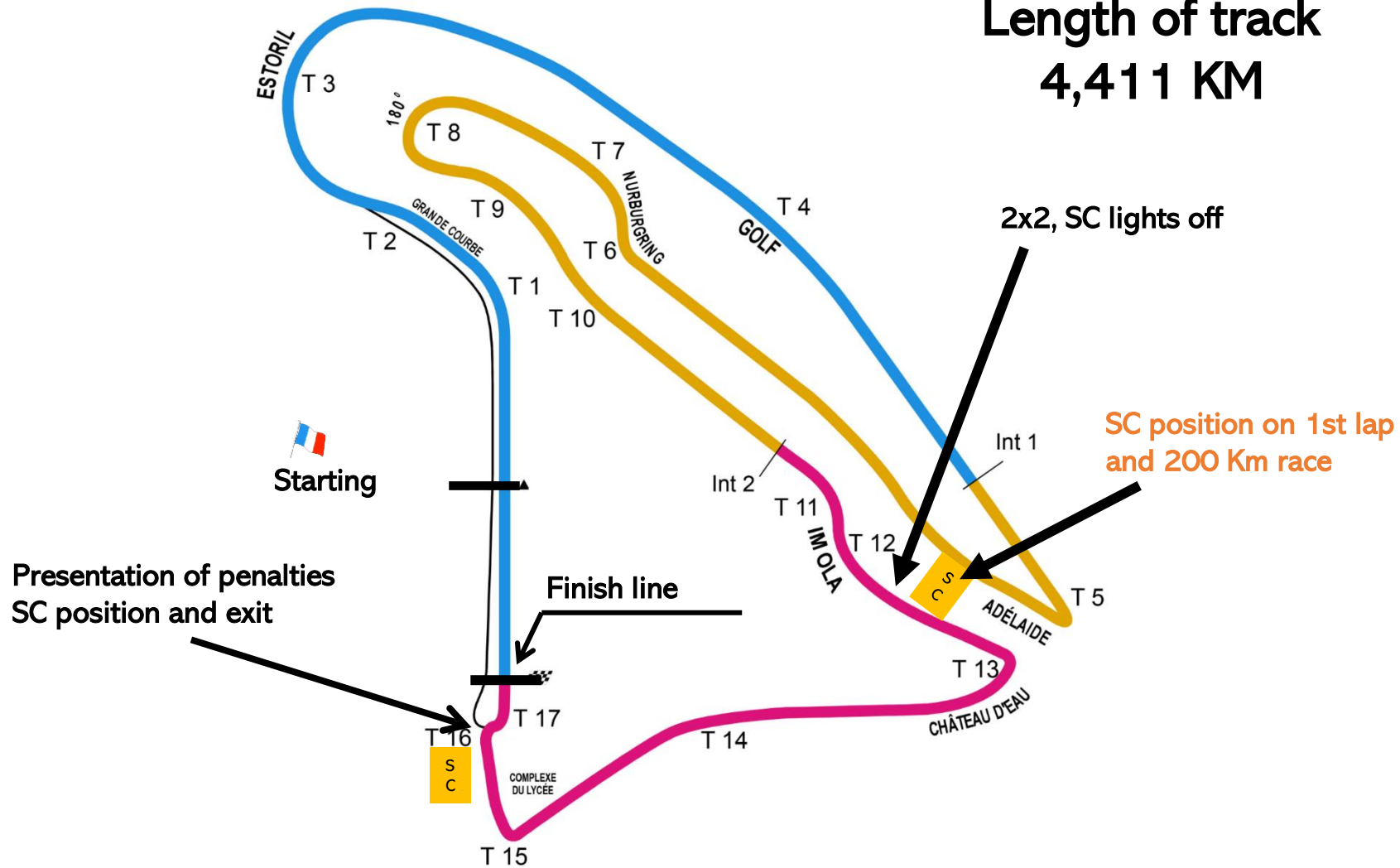
Transmission FFSA



SPECIAL FEATURES

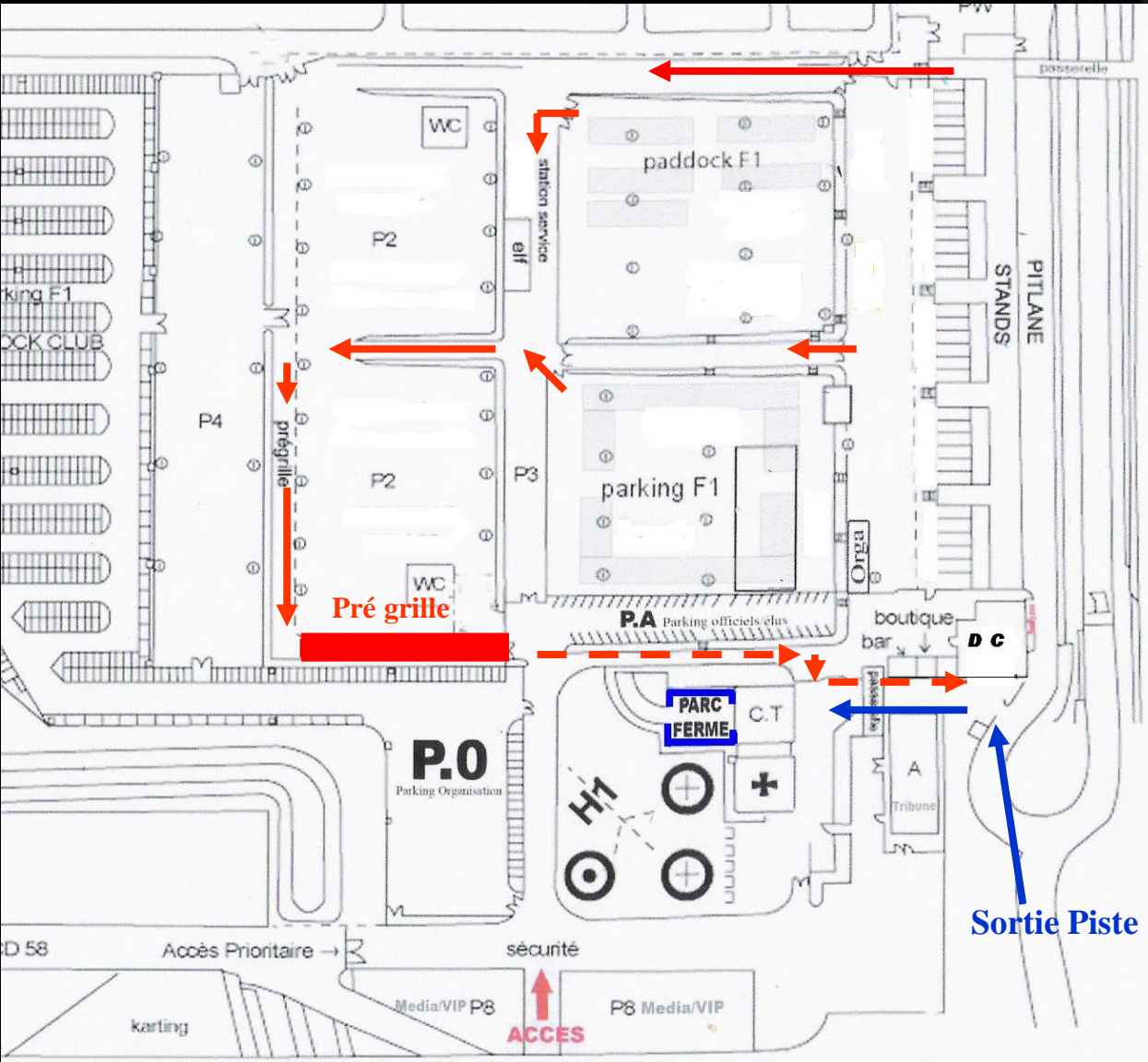


Length of track
4,411 KM



PRE GRID

HISTORIC
TOUR



TRACK ACCES VIA PIT LANE – TRACK

**HISTORIC
TOUR**



PODIUM – BACK TO PADDOCK

HISTORIC
TOUR



PADDOCK
ACCESS
PARC FERME



ROLLING START – POSITION ON THE GRID

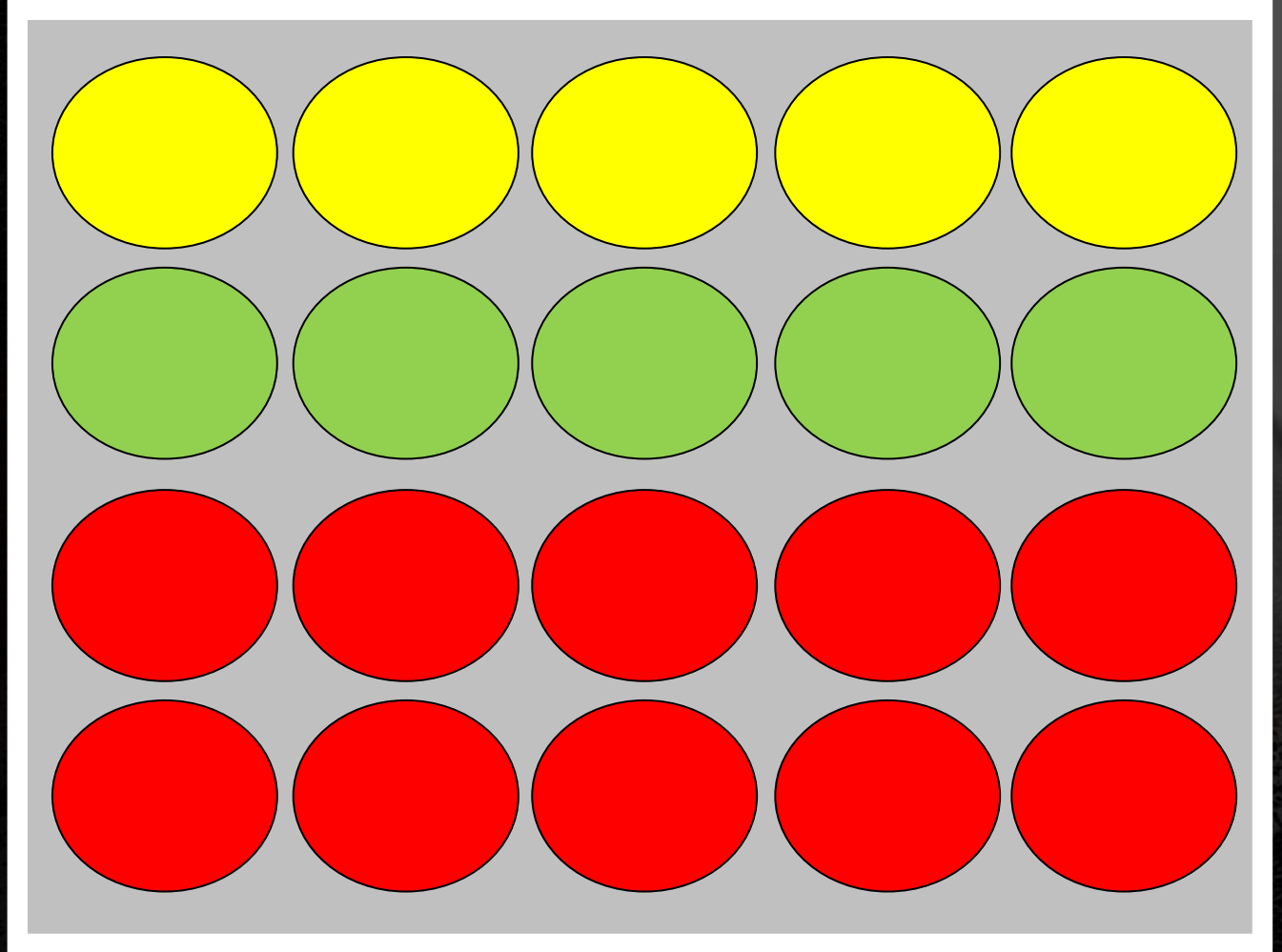
HISTORIC
TOUR

Pôle



STARTING LIGHTS

HISTORIC
TOUR



STARTING LIGHTS – Light procedure

HISTORIC
TOUR

Formation lap

Behind the leading car

Stay together

forbidden to simulate a start

If you are late = start from the pit lane


All overtaking is forbidden during the formation lap, and any driver who is unable to keep his place will start in the last row

STARTING LIGHTS – Light procedure

HISTORIC
TOUR

Formation lap

No grid = **Start at end of lap**



Green pit exit

Start the lap in formation behind the driver's car.

Stay together

Do not simulate a start


If you are overtaken by the safety car
start at the back of the grid

STARTING LIGHTS – Rolling Start

HISTORIC
TOUR



2 x 2


Stopping tyre heating at turn 12



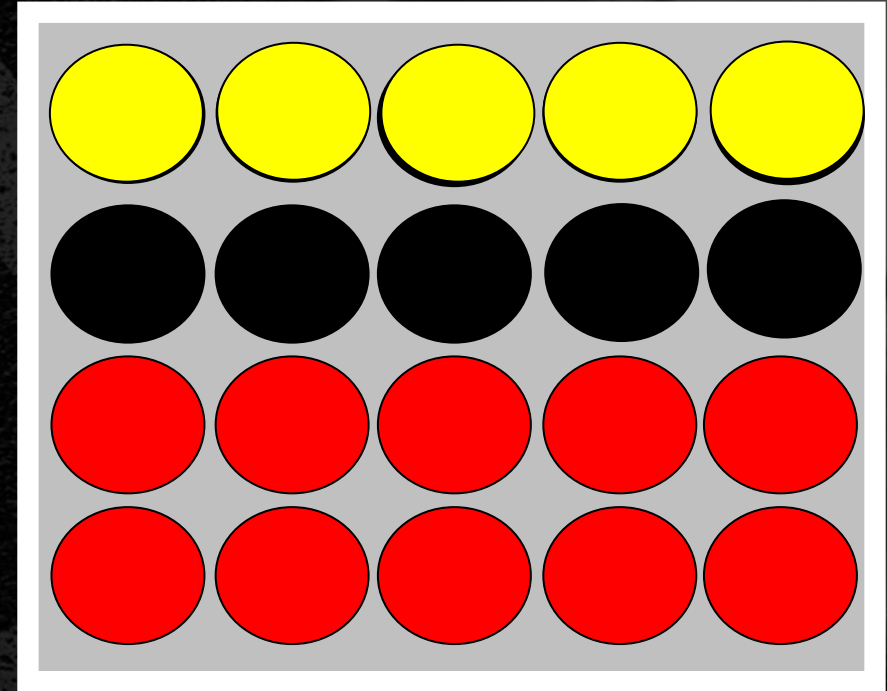
70-90 Km/h
NO OVERTAKING

70-90 Km/h The driver in pole manages the speed





TURNING ON GREEN LIGHTS
START



DELAYED START

New formation lap

The driver on pole acting as a pilot car
Starting the timer

ENTRANCE OF THE PITS – SPEED LIMIT



Speed limit start

Pit In Timing line



PIT EXIT **EXCEPT 200KM**

HISTORIC
TOUR



Pit exit light



Speed limit end

Pit Out Timing line



PIT EXIT / REFUELING

HISTORIC
TOUR



Refueling acces



EXIT OF THE PITS – ONLY FOR 200KM

HISTORIC
TOUR



Speed limit end

Pit Out Timing line



PIT STOP

HISTORIC
TOUR

2 stop obligatory of 2min30

1st : 22ème et 38ème

2nd : 52ème et 68ème

Authorized refueling of 20 L per stop by SODIFUEL teams ONLY

Presence of a safety-equipped mechanic

Pit In to pit Out = 350 meters



EXIT OF THE PITS







TRACK

HISTORIC
TOUR

checkered flag



Timing line
Finish line
Safety-car restart
line



TRACK

HISTORIC
TOUR



+

123

NOIR

Orange

+ votre N°

MANDATORY PIT STOP
Technical problem



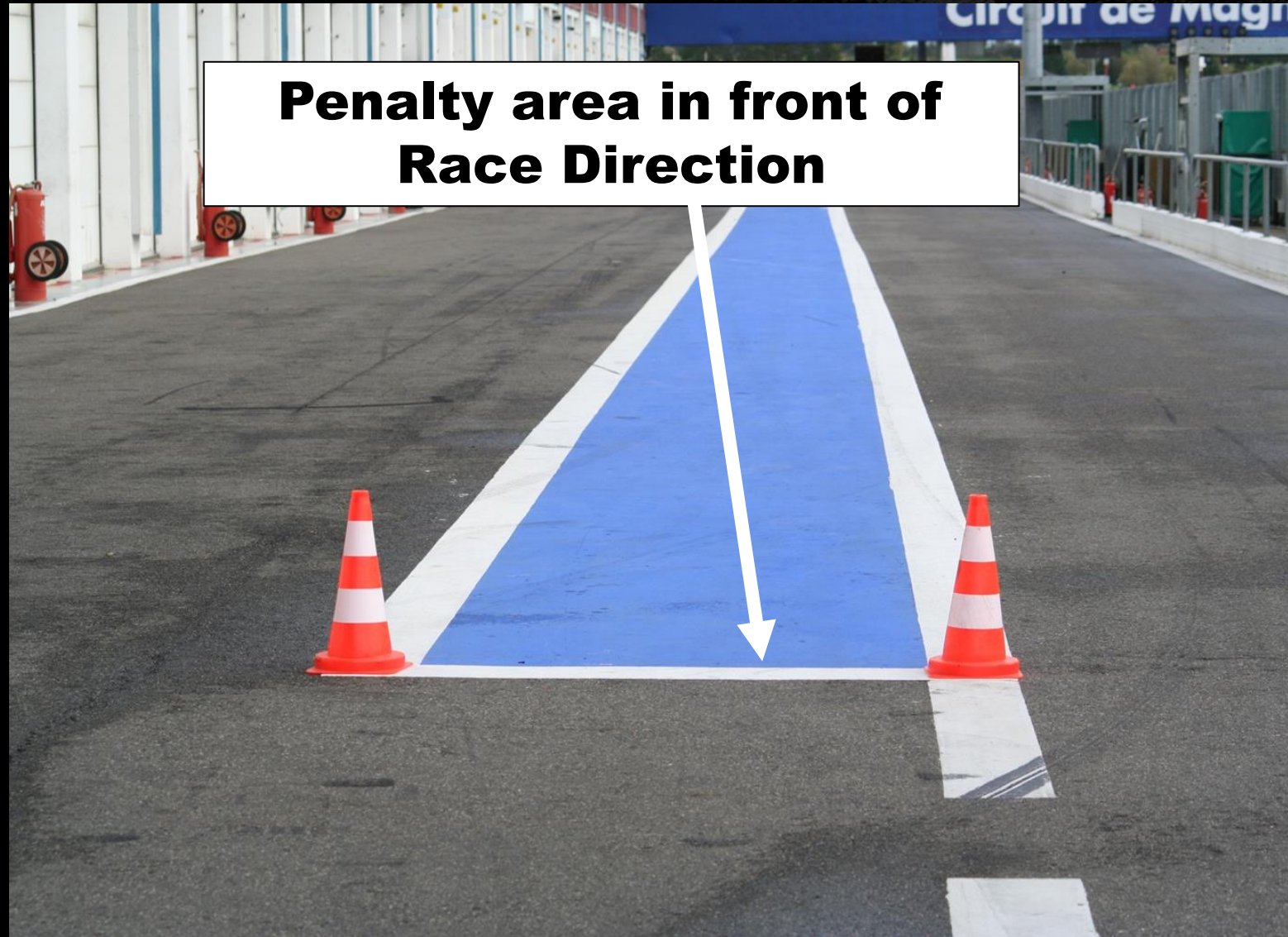
REMINDER PANELLING


HISTORIC
TOUR



STOP & GO

HISTORIC
TOUR





T6



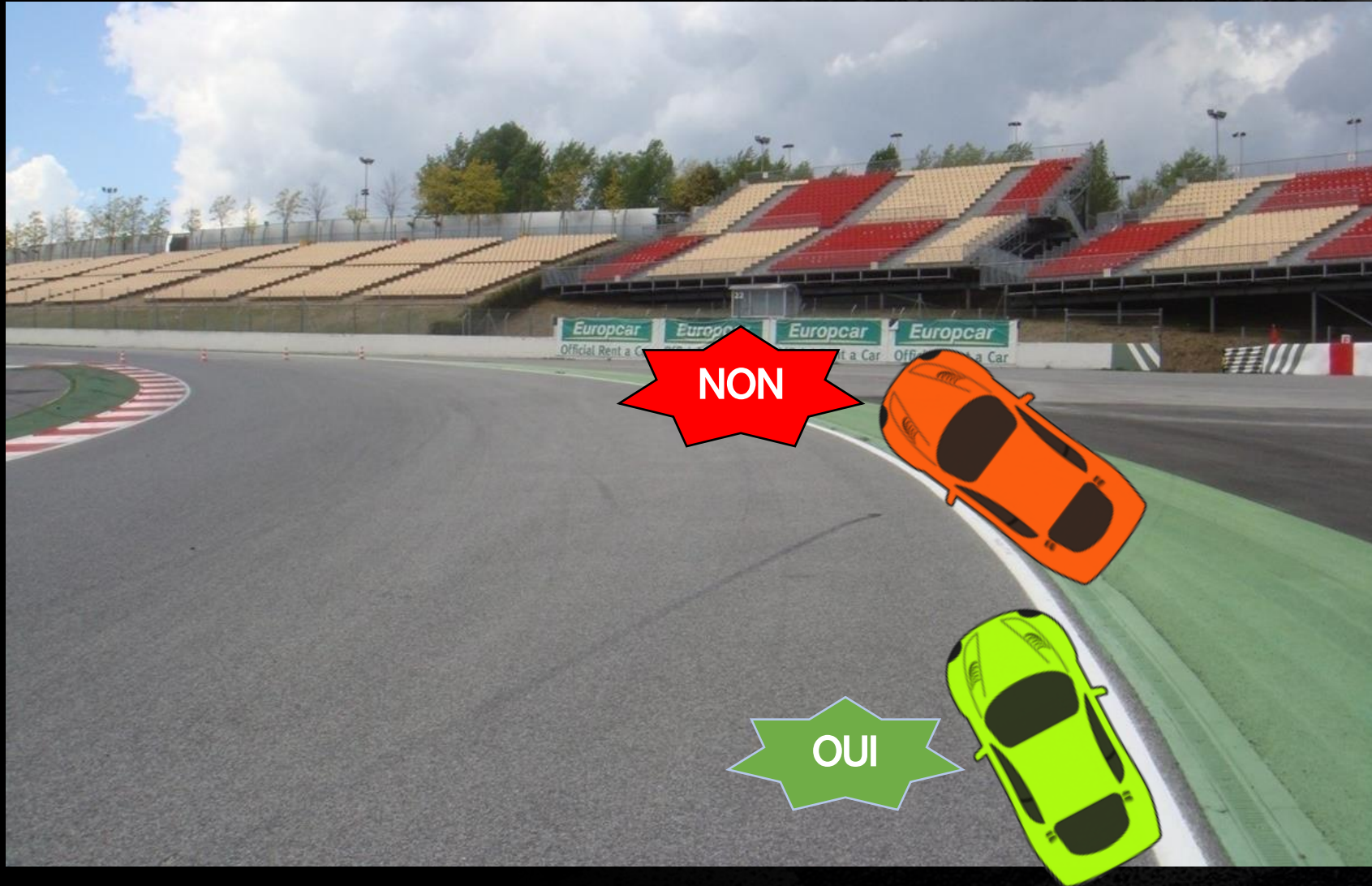
T12

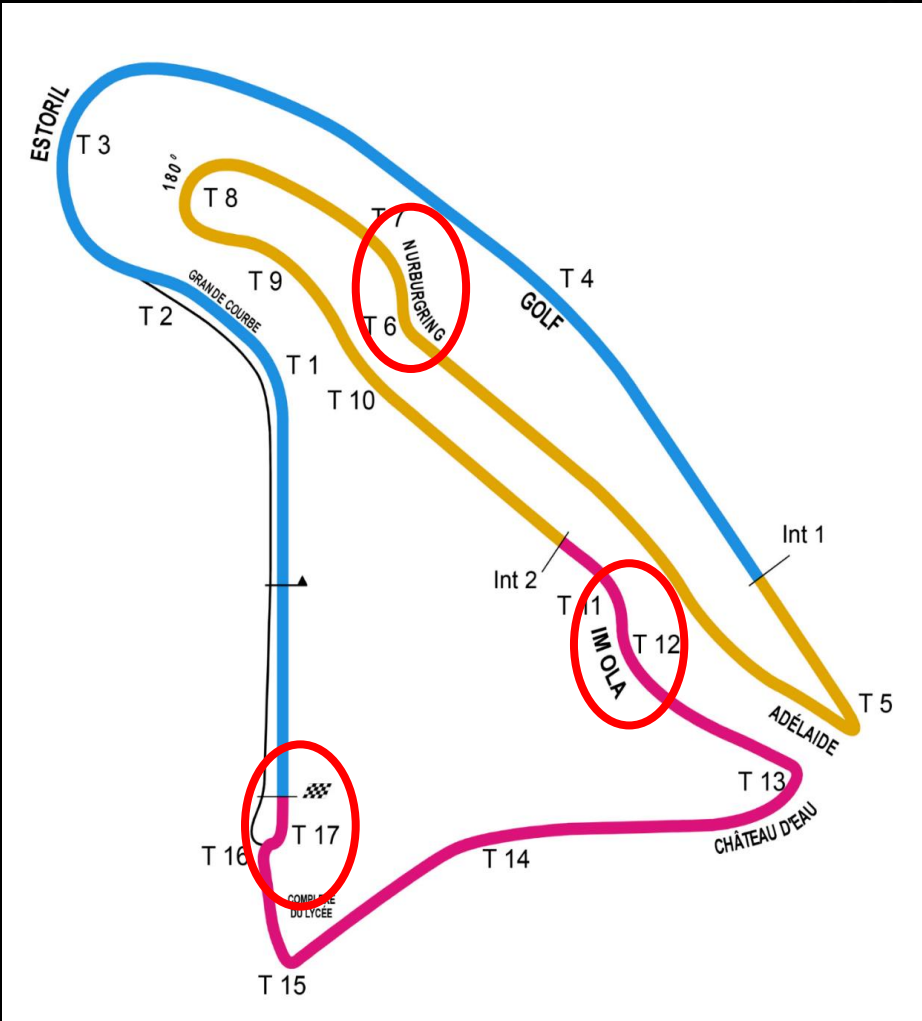
FORBIDDEN



TRACK LIMITS - RACE ROAD

HISTORIC
TOUR





QUALIFYING:

1st time: **Cancellation time + Warning screen message**

2nd time: **Cancellation time**

3rd time: **Cancellation of lap time and best final time**

RACES:

1st time: **Warning screen message**

18	9	2	DA ROCHA Fred	11	1:22.4	38.188	42.972	59.042	170.0	2:20.202	25	2:26.822
#22 AVERTISSEMENT NON RESPECT ROUTE DE COURSE												
4:27>#22 LAST LAP DELETED TO NO RESPECT TRACK LIMIT												

2nd time and more: **5 secondes on ranking by violation.**

1	#22 PENALITE DE 5s - NON RESPECT ROUTE DE COURSE
2	
4:17:37>#22 PENALITE DE 5s - NON RESPECT ROUTE DE COURSE	
4:18:01>#22 PENALITE DE 5s - NON RESPECT ROUTE DE COURSE	



circuitmagnycours.com

*The Race Direction thanks you for your
attention and wishes you a good
weekend.*



Magny-Cours
INTERNATIONAL CIRCUIT / NEVERS FRANCE