



ROLLING START BRIEFING

300 KMS

Dijon Prenois




FLAGS AND SIGNS

ACCORDING TO THE REGULATIONS, THE SIGNALLING PROVIDED AT THE
marshall'S POSTS MAY BE COMPLETED BY LIGHTS
THE RACE DIRECTION MAY ALSO USE A LED PANEL IN ITS DISPLAY AREA TO
PRESENT THE PENALTIES




Presented by the DC in the Race Direction signalling area



TRICOLOUR

ONLY IN CASE OF MALFUNCTION OF
THE LIGHTS

Start signal of the race




**CHECKERED
FLAG**

END OF TESTS or RACE
Slowing down lap

You are under parc fermé



Presented waved to marshall's post



WHITE

ATTENTION

You are going to catch
up with a SLOW
VEHICLE



GREEN

“End of neutralised zone”

Return of the track to its
original state

End of Safety Car operation



BLUE

ATTENTION

A faster car tries to
overtake you

GIVE WAY



Presented waved to marshall's post

=  **DANGER**  = **SLOW DOWN !**

= Overtaking is strictly forbidden from the first yellow flag marshall's post to the green flag marshall's post or without flag




YELLOW

Be prepared to change direction

Danger on the edge or part of the track

Presented for 2 laps

May be presented to reinforce double yellow flag signalling



2 YELLOW

A **DANGER** totally or partially obstructs the track

marshalls are working on the trackside or ON the track



Presented waved to marshall's post

Neutralisation of tests



Neutralisation of races




SLOW DOWN !

Do not zigzag or brake and
accelerate too quickly

Overtaking is not allowed



SC PROCEDURE



In the event of a major incident the Race Direction may decide to neutralise the race by means of a Safety Car operation

- A waving yellow flag + "SC" signs will be displayed at all marshall's posts; double yellow flags will be waved at the location of the incident(s)
- From this moment on, all competitors must slow down, not overtake each other and stay in line behind the leader
- The leader will keep the peloton at a slow speed to assist the insertion of the safety car
- The SC will enter the track with its yellow lights on, ahead of the leader.
- If the SC is not in front of the leader, he can signal you to overtake him by turning on the green light of his light bar.
- When the track is ready with race condition, the SC will turn off its lights at the recommended location (specified in the briefing) and the yellow flags will be removed, only the "SC" signs will be displayed
- The SC will retire to the pit lane, the cars will continue on track and a green flag will be presented on the restart line to indicate the restart's race
- Warning: when the SC has its lights on, you must follow it wherever it goes (escape routes, pit lanes etc...)

Presented fixed to marshall's post




YELLOW & RED

BE CAREFUL!

Track grip changes
There may be oil, water, gravel....



Penalty flags, displayed FIXED in the Race Direction zone



BLACK
Orange
+ N°

MANDATORY PIT STOP
Technical problem



BLACK &
WHITE
+ N°

WARNING
Unsportsmanlike drive
Failure to respect track
limits



BLACK
+ N°

MANDATORY PIT STOP



Penalty signs displayed in the Race Direction area

**Drive
Through**

123

Presented 3 laps maximum
Must go through the pit lane

**STOP &
GO**

123

Presented 3 laps maximum
Obligation to stop at the penalty area

Penalties must be carried out as soon as possible without stopping in the pit
These penalties cannot be carried out during a SC operation




Presented waved to marshall's post and DC's area

REDUCE SPEED IMMEDIATELY
NO OVERTAKING ALLOWED

GO INTO THE PIT LANE (unless otherwise stated in the DC briefing)

YOU ARE UNDER PARC FERME



In Tests

You are under parc fermé

Do not stop at your box

Qualifying: Time stopped

In Race

Staying in the fast lane

Stop 10m before the pit exit lights without overtaking = keep your order on track

Stopping time

The S.C. takes position in front of the leader's car

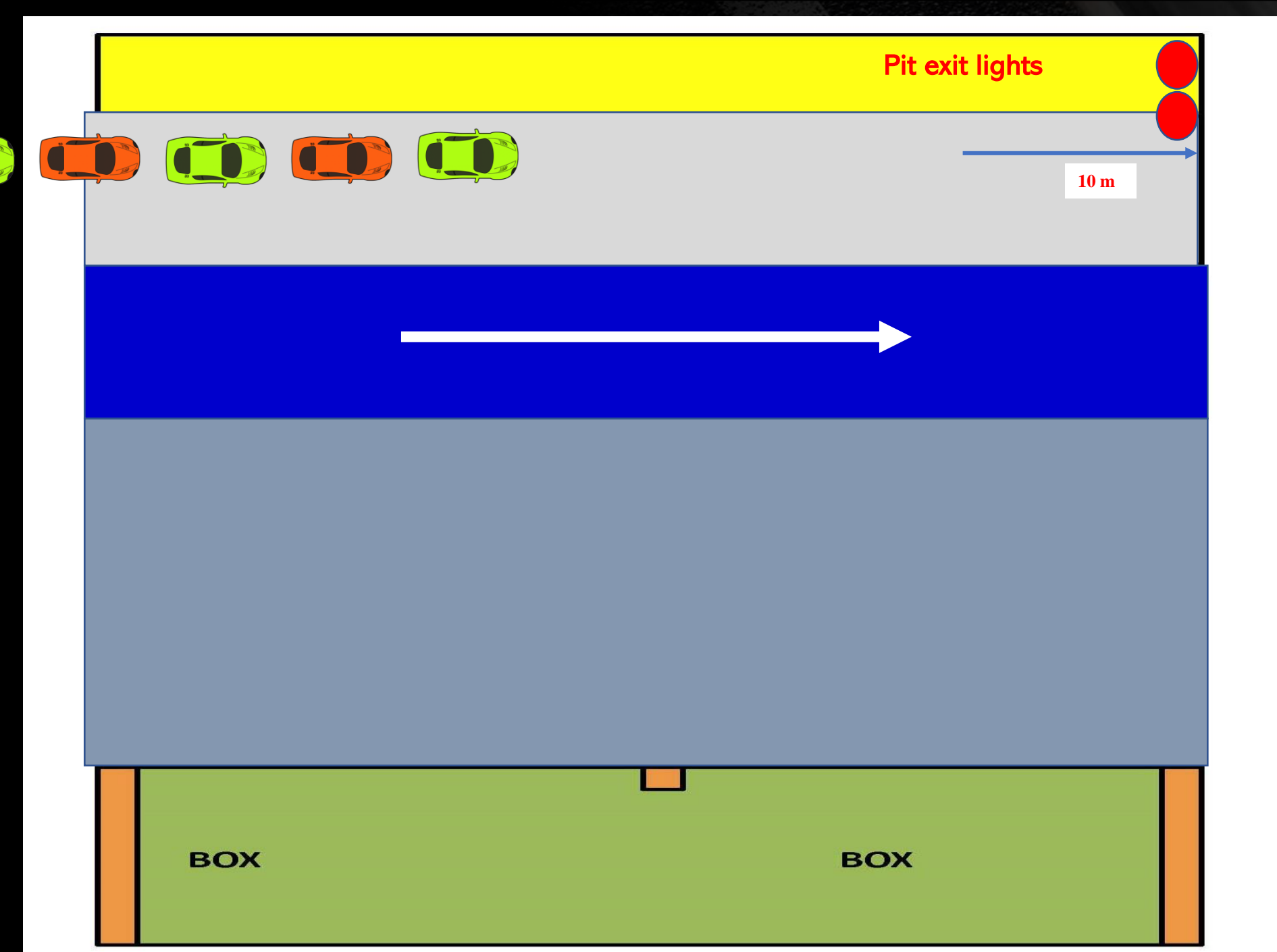
If the first cars are the last in the ranking, the D.C. makes these cars start for 1 lap and then come back to the end of the line in the pits.

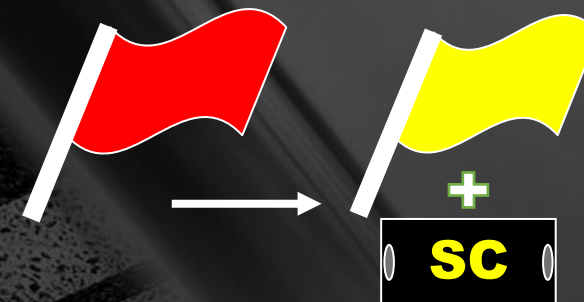
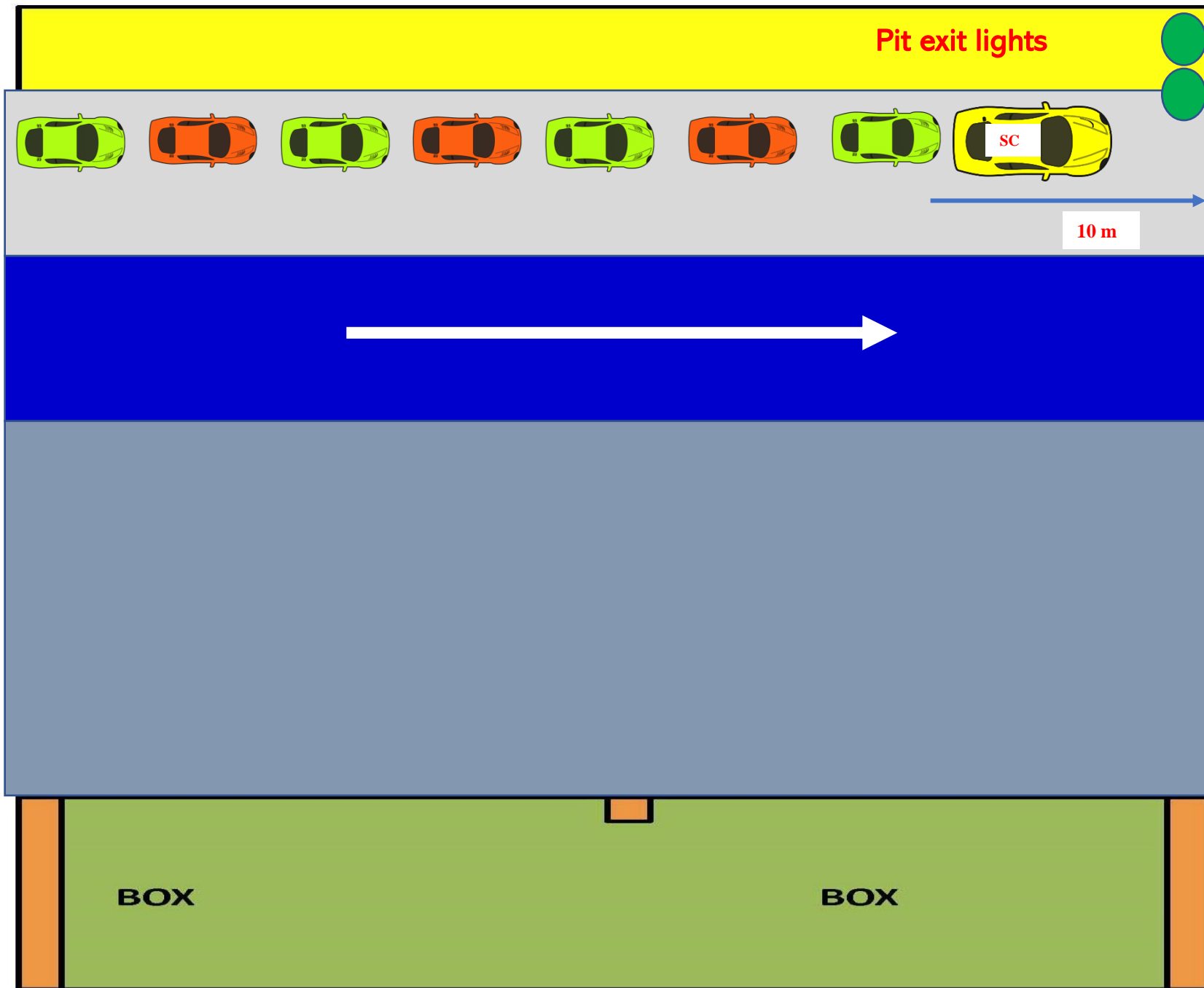
Track ok = Green pit exit - restart of the race under SC procedure



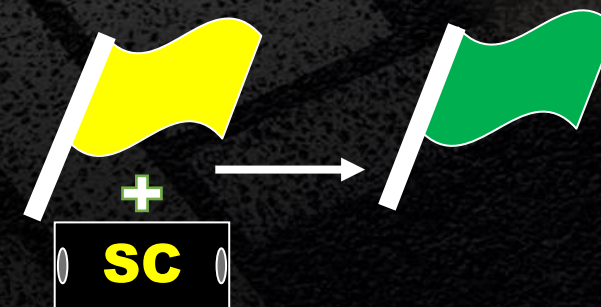


Neutralized track
The cars remain in
the traffic lane and
move towards the pit
exit line and stop 10
meters from it






On-track interventions
completed
Restart of the race
under SC procedure



NON-COMPLIANCE WITH SIGNS



Ex: Overtaking under yellow flag, during FY or SC

On the report of the marshall or found by the DC :

In the tests: Cancellation of best time

In the race: Drive Through

Drive Through

STOP & GO

After 3 Presentations:


Black Flag

Transmission Sporting steward

After 4 Presentations :

Transmission Sporting steward

Transmission FFSA



SPECIAL FEATURES





Starting / Finish line
Penalties



SC



PRE
GRID

4

7

6


SC 1st lap



5

8

2X2




9



TRACK ACCESS VIA PADDOCK P1



PODIUM



BOX N°1 – PARC FERME



PREGRID P1




MOVING DIRECTION




TRACK ACCESS VIA PADDOCK P4



PODIUM



BOX N°1 – PARC FERME



PREGRID P4



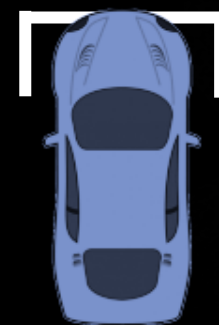
MOVING DIRECTION



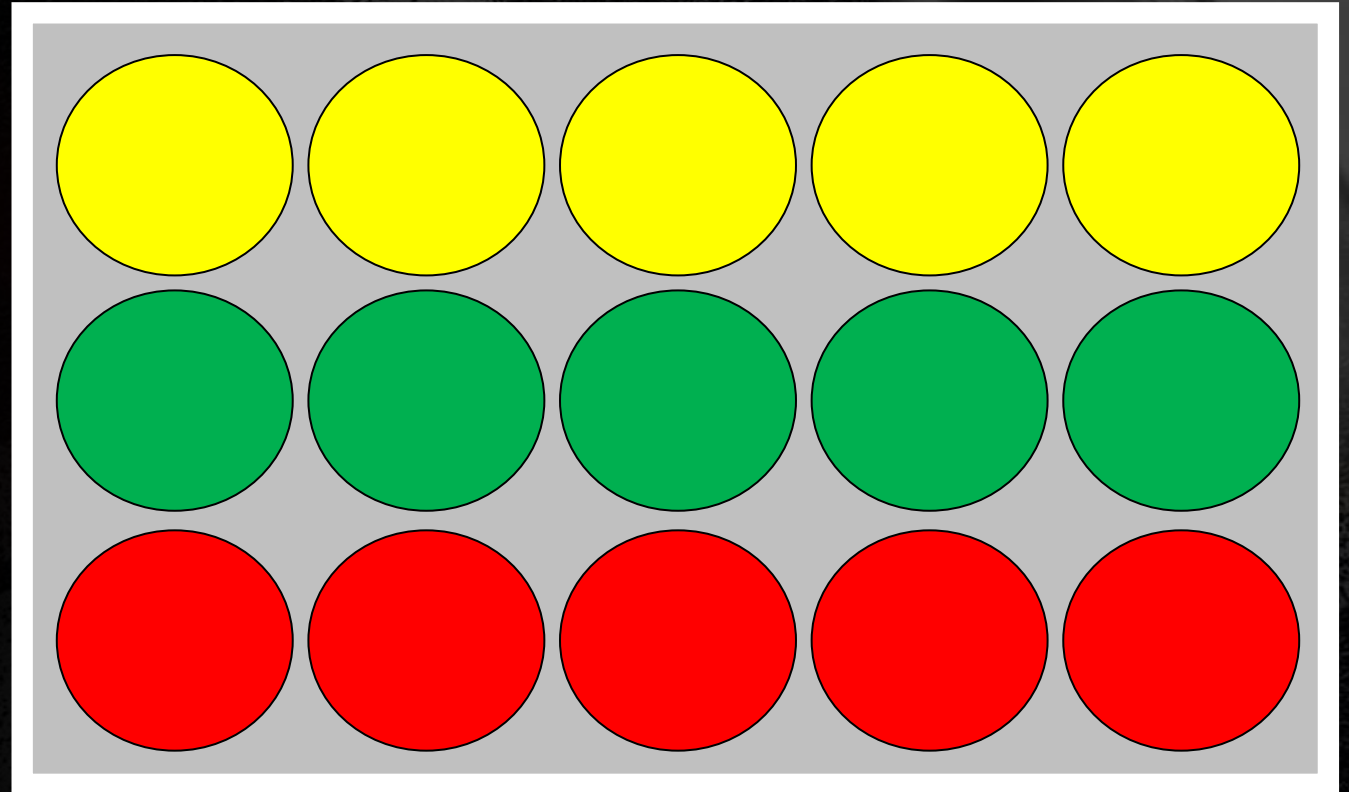

ROLLING START — POSITION ON THE GRID



Pole



STARTING LIGHTS



STARTING LIGHTS – Light procedure

Formation lap

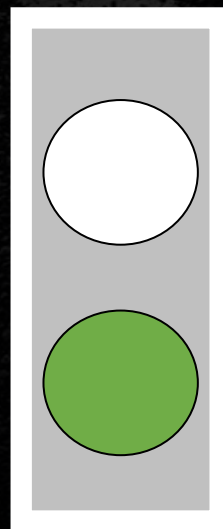
Behind the leading car

Stay together

forbidden to simulate a start

If you are late = start from the pit lane

All overtaking is forbidden during the formation lap, and any driver who is unable to keep his place will start in the last row



Green light pit lane
Start of the formation lap behind the leading car.

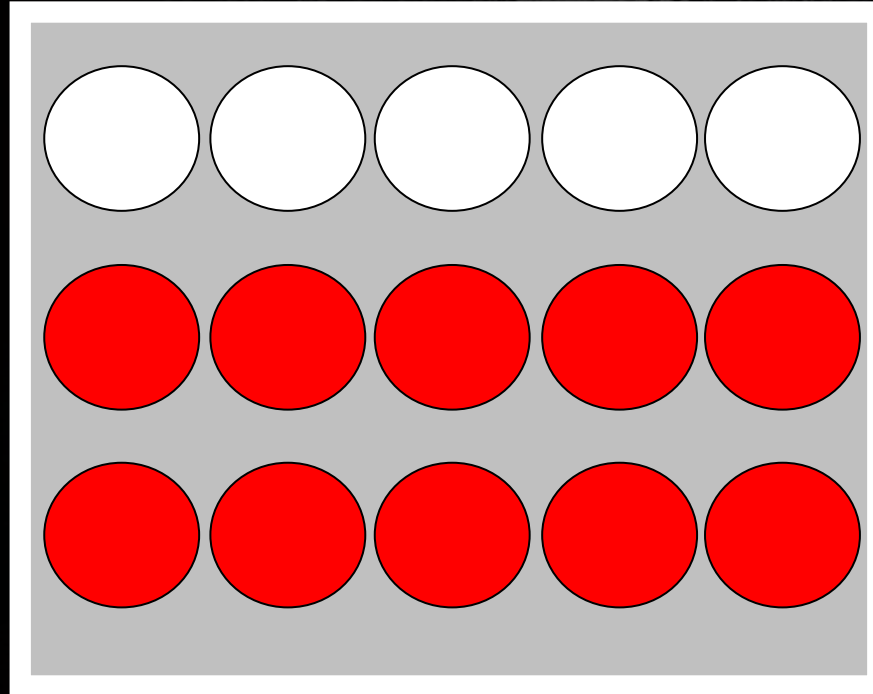
Keep it together

Prohibition on simulated departure

Any driver unable to retain his place, to take the
last line start

STARTING LIGHTS – Rolling Start



2 x 2

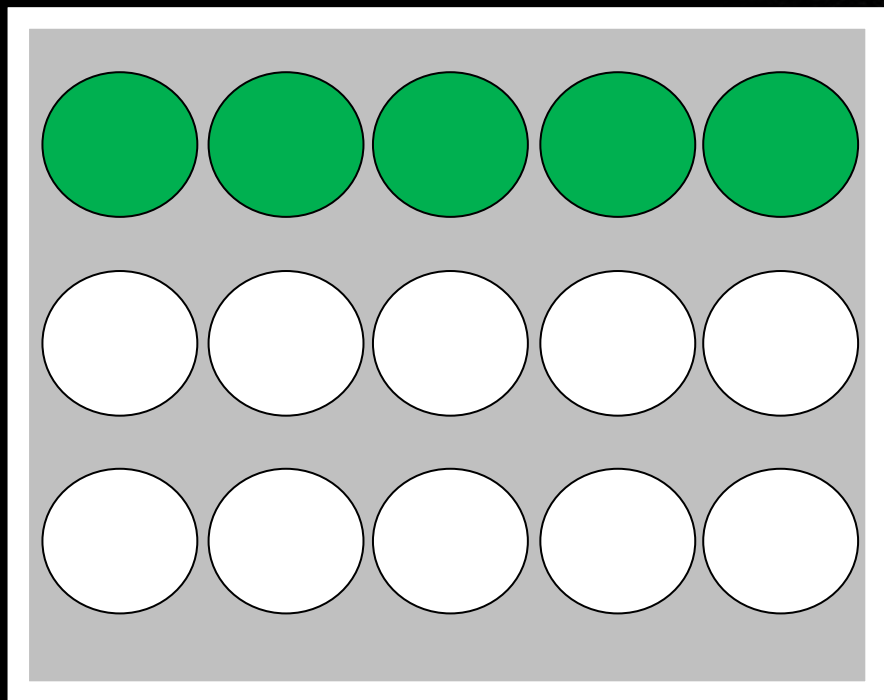


70-90 Km/h
NO OVERTAKING

70-90 Km/h

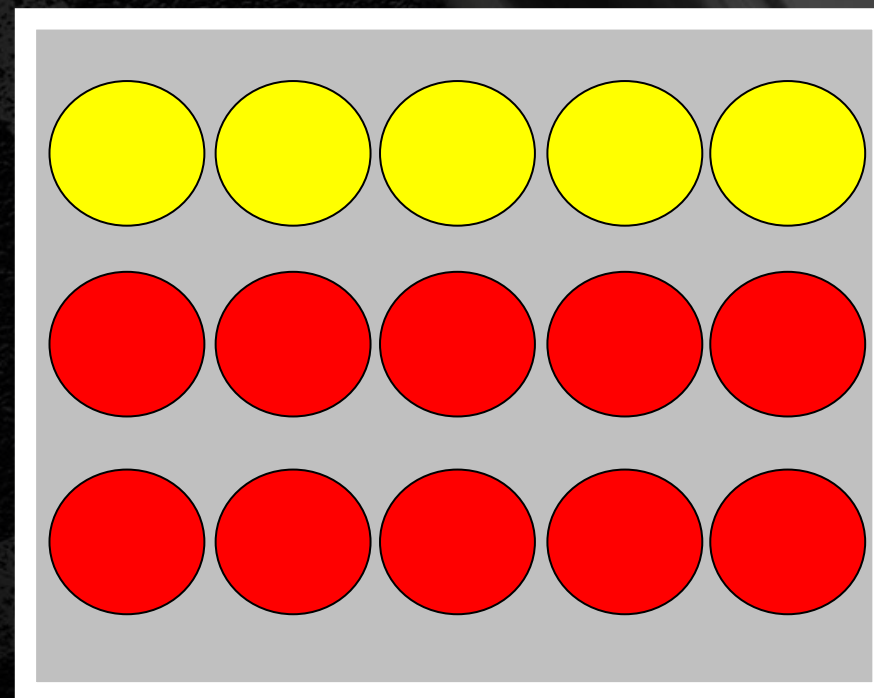
The driver in pole manages the speed





TURNING ON GREEN LIGHTS

START




DELAYED START

New formation lap

The driver on pole position as a pilot car

Timekeeping start

ENTRANCE OF THE PITS – SPEED LIMIT



**SPEED CONTROLLED
by speed camera**

TIME LOOPS

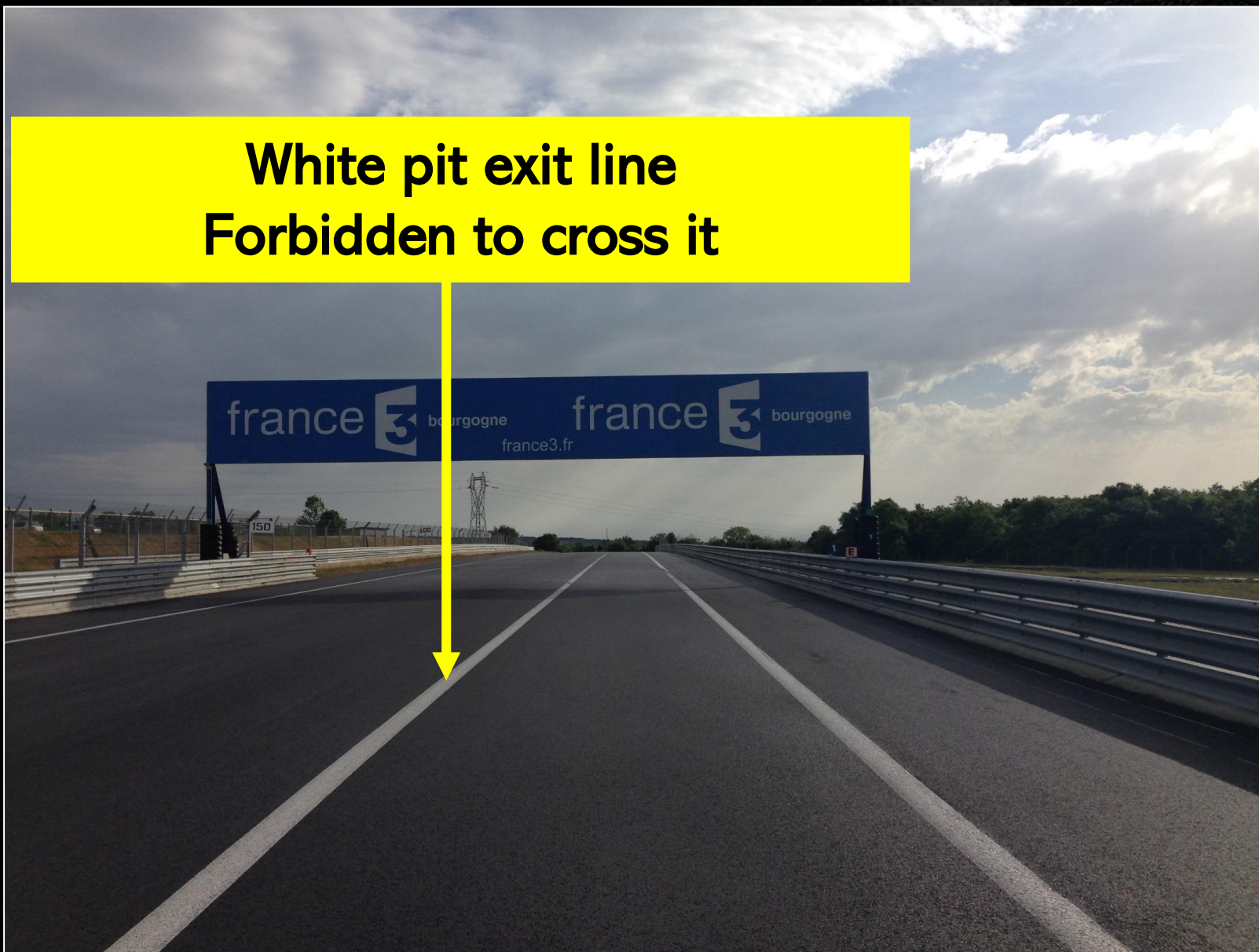



PIT EXIT



EXIT OF THE PITS

White pit exit line
Forbidden to cross it



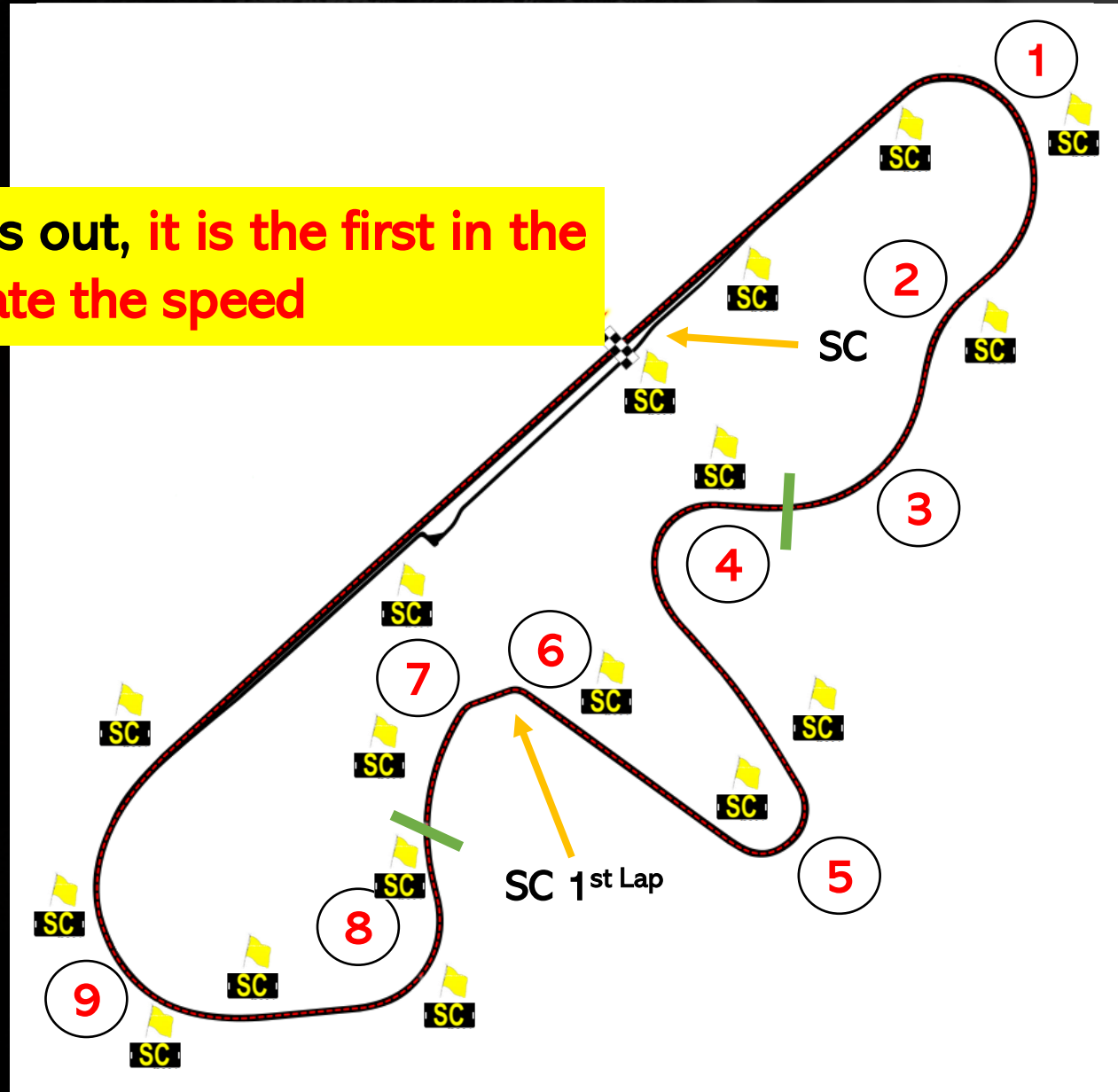


Exit of vehicles broken down

Panel E = Extinguisher, in case of smoke or fires stop as close as possible to a panel E

SAFETY CAR

Until the Safety Car comes out, it is the first in the race to regulate the speed




TRACK



Timing line
Start/finish line
Safety-car restart line



TRACK



**STOP &
GO**

123

**Drive
Through**


123



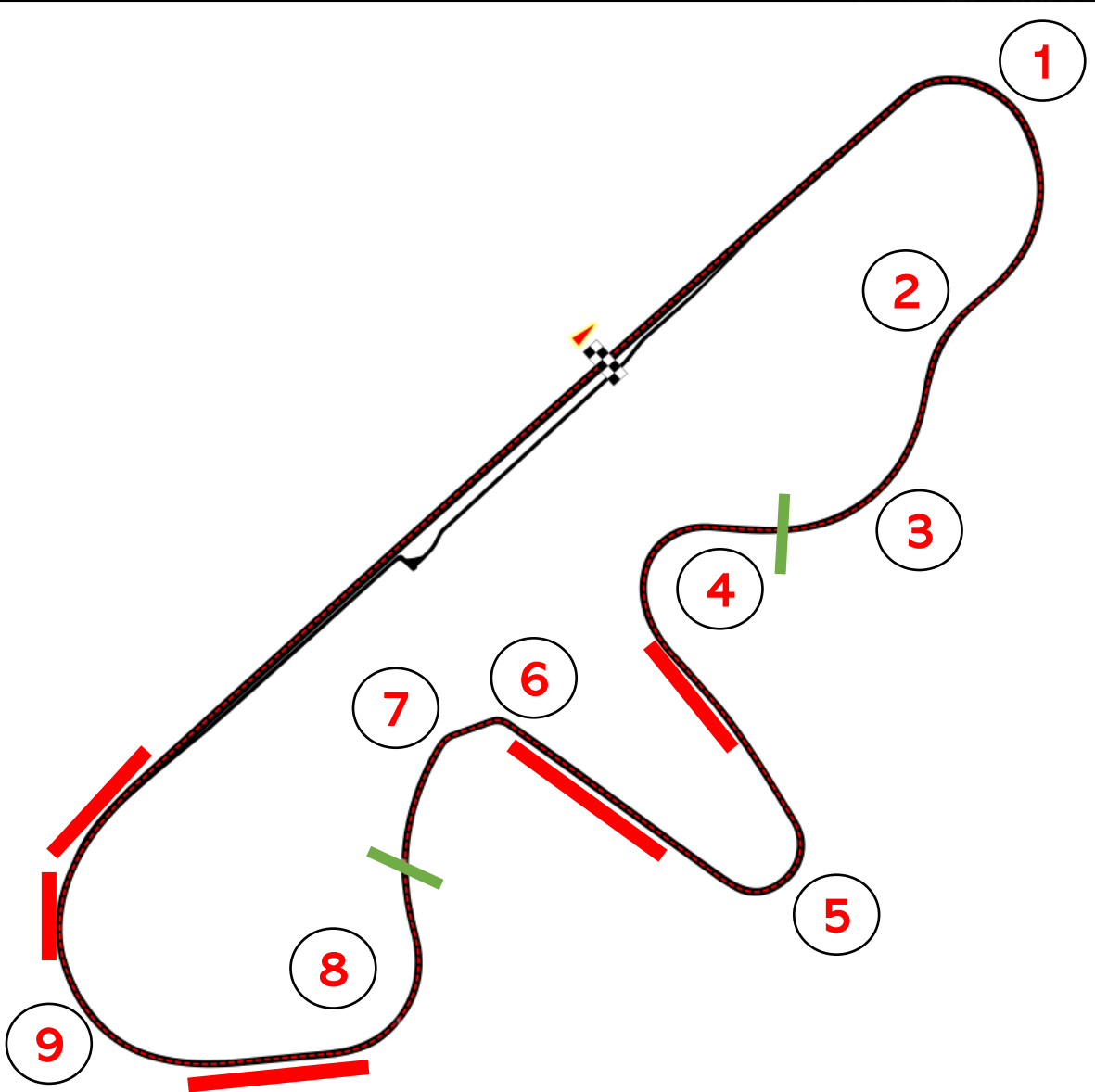
TRACK – LIGHTED SIGNS



TRACK LIMITS



TRACK LIMITS



QUALIFYING:

1st time: **Cancellation time + Screen message**

2nd time: **Cancellation time + Screen message**

3rd time: **Cancellation of lap time and session's best time**

RACES:

1st time: **Screen message**

2nd time and more: **5 seconds off by track limit.**



TRACK LIMITS



17:46:30

(03) FIA Historic Formula 3 European Cup Pré 85- Race 1

00:28:03

Race End

	Pos.	No.	Cat	Name	N	Laps	Gap 1st	S1 (59) 36.396	S2 (21) 41.195	S3 (55) 55.928	SP (81) 183.8	L. Lap	No.	L. Lap	Laps
	1	59	1	ROUVIER Frédé		11	-	36.569	41.738	56.550	172.2	2:14.857	8	2:20.706	10
	2	76	2	ANDRIESSEN Pa		11	2.944	36.782	41.851	58.070	178.1	2:16.703	19	2:20.828	11
	3	81	1	LEONE Davide		11	3.034	37.038	41.405	56.088	172.5	2:14.531	15	2:20.523	11
	4	21	2	LAJOUX Frédéri		11	3.973	36.484	41.236	56.147	175.1	2:13.867	4	2:20.386	11
	5	82	2	CAUSSANEL Da		11	19.934	38.131	42.188	56.673	169.4	2:16.992	7	2:19.739	11
	6	71	2	GENECAND Ghi		11	20.454	37.664	42.859	56.934	164.1	2:17.457	1	2:21.259	11
	7	22	2	VALLERY-MASS		11	21.578	36.916	42.230	56.615	158.1	2:15.761	17	2:21.948	11
	8	80	1	LEONE Valerio		11	29.990	37.448	42.348	57.376	175.4	2:17.172	9	2:20.202	11
	9	33	2	FRASER Gray		11	30.852	37.214	42.418	57.216	168.9	2:16.848	25	2:20.366	11
	10	28	1	MICHEL Xavier		11	40.497	37.380	42.797	57.959	166.5	2:18.136	89	2:23.022	11
	11	3	2	COCCIARELLI Eli		11	43.459	38.225	42.726	58.439	167.5	2:19.390	18	2:21.066	11
	12	19	2	NALE Roberto		11	57.360	38.190	43.620	59.018	162.3	2:20.828	6	2:21.622	11
	13	15	2	ANTUNES TAVA		11	57.444	38.557	42.975	58.991	160.3	2:20.523	38	2:23.099	11
	14	4	2	EYNARD-MACH		11	57.859	38.351	42.858	59.177	168.9	2:20.386	19	2:21.063	11
	15	7	1	HODGEN Christ		11	1:02.0	38.792	42.639	58.308	165.4	2:19.739	93	2:36.625	10
	16	1	2	THORBURN Da		11	1:03.4	39.323	42.675	59.261	168.3	2:21.259	56	2:25.496	11
	17	17	1	WHITE Keith		11	1:18.2	39.407	43.661	58.880	161.3	2:21.948	16	2:26.827	11
	18	8	2	DA ROCHA Fred		11	1:22.4	38.188	42.972	59.042	170.0	2:20.202	26	2:26.833	11
	1			#22 AVERTISSEMENT NON RESPECT ROUTE DE COURSE											11
	2														11



















17:44:37>#22 LAST LAP DELETED TO NO RESPECT TRACK LIMIT

17:46:25>#22 AVERTISSEMENT NON RESPECT ROUTE DE COURSE

Best. lap : 2:13.867 (157.1 km/h), (No.21) LAJOUX Frédéric

Chronelec

TRACK LIMITS

Pos.	No.	Cat	Name	N	Laps	Gap 1st	S1 (59) 36.396	S2 (21) 41.195	S3 (55) 55.928	SP (81) 183.8	L. Lap	No.
1	59	1	ROUVIER Frédéric		11	-	36.569	41.738	56.550	172.2	2:14.857	8
2	76	2	ANDRIESSEN Patric		11	2.944	36.782	41.851	58.070	178.1	2:16.703	19
3	81	1	LEONE Davide		11	3.034	37.038	41.405	56.088	172.5	2:14.531	15
4	21	2	LAJOUX Frédéric		11	3.973	36.484	41.236	56.147	175.1	2:13.867	4
5	82	2	CAUSSANEL David		11	19.934	38.131	42.188	56.673	169.4	2:16.992	7
6	71	2	GENECAND Ghislai		11	20.454	37.664	42.859	56.934	164.1	2:17.457	1
7	22	2	VALLERY-MASSON		11	21.578	36.916	42.230	56.615	158.1	2:15.761	17
8	80	1	LEONE Valerio		11	29.990	37.448	42.348	57.376	175.4	2:17.172	9
9	33	2	FRASER Gray		11	30.852	37.214	42.418	57.216	168.9	2:16.848	25
10	28	1	MICHEL Xavier		11	40.497	37.380	42.797	57.959	166.5	2:18.136	89
11	3	2	COCCIARELLI Elio		11	43.459	38.225	42.726	58.439	167.5	2:19.390	18
12	19	2	NALE Roberto		11	57.360	38.190	43.620	59.018	162.3	2:20.828	6
13	15	2	ANTUNES TAVARES		11	57.444	38.557	42.975	58.991	160.3	2:20.523	38
14	4	2	EYNARD-MACHET J		11	57.859	38.351	42.858	59.177	168.9	2:20.386	191
15	7	1	HODGEN Christop		11	1:02.042	38.792	42.639	58.308	165.4	2:19.739	93
16	1	2	THORBURN David		11	1:03.424	39.323	42.675	59.261	168.3	2:21.259	56
17	17	1	WHITE Keith		11	1:18.244	39.407	43.661	58.880	161.3	2:21.948	169
18	9	2	DA ROCHA Frederi		11	1:22.484	38.188	42.972	59.042	170.0	2:20.202	36
1	#22 PENALITE DE 5s - NON RESPECT ROUTE DE COURSE											
2												
4:17:37>#22 PENALITE DE 5s - NON RESPECT ROUTE DE COURSE												
4:18:01>#22 PENALITE DE 5s - NON RESPECT ROUTE DE COURSE												
Best. lap : 2:13.867 (157.1 km/h), (No.21) LAJOUX Frédéric												

PENALTY AREA





*The Race Direction thanks you for your
attention and wishes you a good
weekend.*

